

The Amazing Pillowcase

20x30" Standard Size

YARDAGE

- ¾ yd main fabric
- ⅛ yd fabric for narrow trim
- ⅓ yd fabric for hem


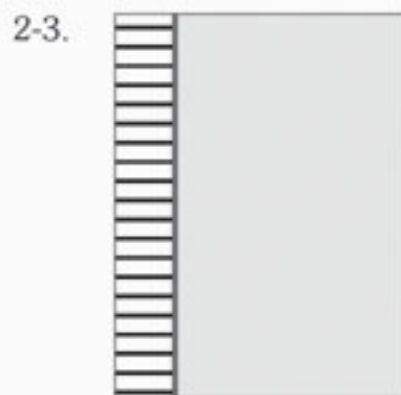
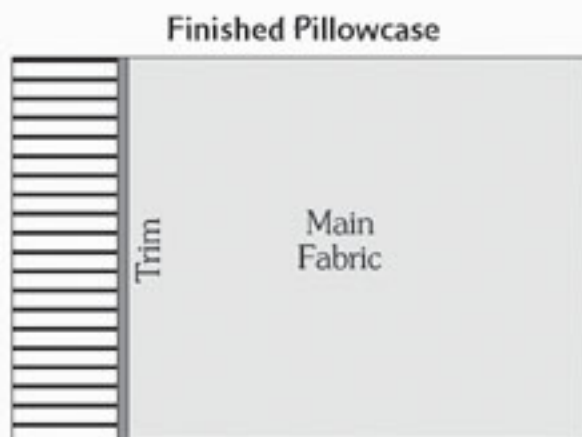
CUTTING

- Main fabric 25x40½"
- Trim fabric 1½x40½"
- Hem fabric 12x40½"

DIRECTIONS

Use ¼" seam allowance unless otherwise noted.

1. Fold narrow trim in half, lengthwise, wrong sides together. Baste to right side of one 40½" edge of main fabric, raw edges even.
2. Fold hem fabric in half, wrong sides together, to a rectangle 6x40½". Place folded hem fabric on right side of main fabric piece (along edge with trim), matching raw edges. Stitch through all 5 layers. Press seam allowance toward main fabric.
3. Fold pillowcase in half, lengthwise, right sides together. Stitch raw end and side. Turn right side out.



GREAT AMERICAN QUILT FACTORY
8970 E. Hampden Ave. • Denver, CO 80231
800-474-2665 • 303-740-6206
www.greatamericanquilt.com